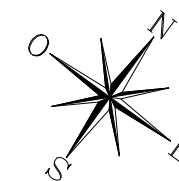





◀ H11

Architectural floor plan of a 45m² apartment with a terrace. The plan includes the following details:

- Rooms and Dimensions:**
  - PIECE DE VIE (Living Room):** 399 x 467, Hsfp ≈ 2.60 m. Features a fireplace (F) and a red line indicating a "Linéaire libre 2.5 m".
  - KITCHENETTE:** 192 x 368, Hsfp ≈ 2.35 m. Includes a sink (E), stove (C), and a refrigerator (F).
  - SDE (Bathroom):** 192 x 368, Hsfp ≈ 2.32 m. Includes a toilet (T) and a shower area.
  - EDEL (Bedroom):** 298 x 65.
  - TERRASSE (Terrace):** 394 x 102, featuring a glass door (GC) and a threshold (seuil env. 20cm).
- Other Features:**
  - ENTREE (Entrance):** 186 x 298, featuring a door (D) and a coat closet (P).
  - CH (Closet):** Located near the kitchenette.
  - VMC (Mechanical Ventilation):** Located in the bathroom area.
  - Limites:** "Limite carrelage" (tile limit) and "Limite libre 2.5 m" (free linear limit) are indicated.



LEGENDE			
AP	Allège pleine	SS	Sèche Serviette
AV	Allège Vitrée		Radiateur
VR	Volet Roulant	R	Réfrigérateur
GC	Garde-corps	LV	Lave Vaisselle
	Soffite / Faux plafond	LL	Lave Linge
ETEL	Esp technique. elec. du lgt	C	Cuisson
PL	Placard	TRI	Tri Sélectif
	Robinet de puisage	— — —	Retombée de poutre